

# MEKANİK AYARLI TAM OTOMATİK PROFİL PULLUK

FULL AUTOMATIC MOLDBOARD PLOUGH

ŞK-SP-0 SERİSİ / SERIES



VIDEO KULLANMA  
KLAVUZU  
VIDEO USE GUIDE





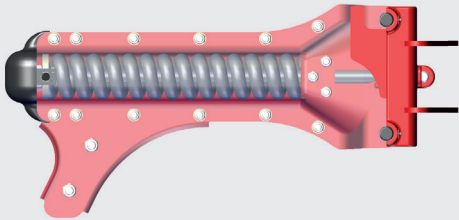
ŞK-SP-0  
SERİSİ / SERIES



## GENEL ÖZELLİKLER




## GENERAL SPECIFICATIONS



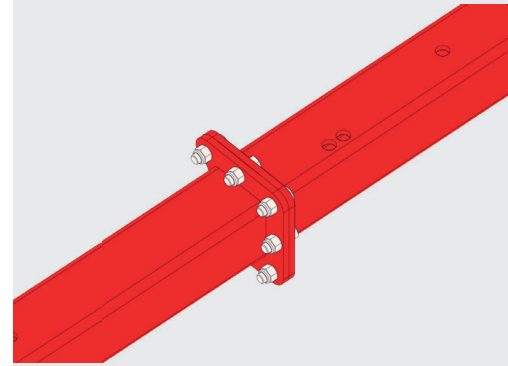
**Helazon Yay ve Otomatik Sistemi**

Coil Spring and Automatic System



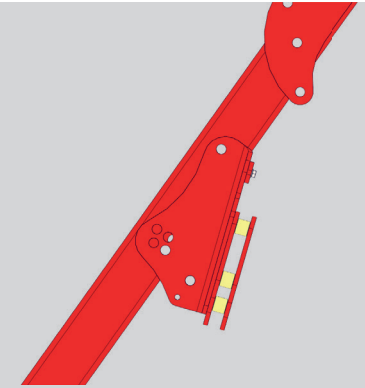
**Ayarlanabilir derinlik ayarı ve taşıma için dönerli ve mekanik denge tekeri.**

Rotatable and mechanical balance wheel for adjustable depth adjustment and transport



**Tek flanslı olarak üretilmiş profil saseli pulluklara istenirse sonradan 3\*1, 4\*1, 5\*1 gövde (sok) ilavesi yapılabilir.**

Produced with single flange. If desired, the body of the profile chassis plough could be 3\*1, 4\*1, 5\*1 extend a furrow body.

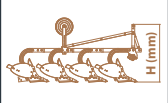
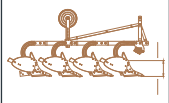


**Profil saseli pullukların sase üzerindeki ayar deliklerinin konumları değiştirilerek is genişlikleri değiştirilebilir. 11", 12", 13", 14", 16" is genişliklerinde kullanılabilir.**

Profile chassis plow working width can be changed by changing the position of the adjustment holes on the chassis. 11" 12" 13" 14" 16" available in working widths.



# TEKNİK ÖZELLİKLER TECHNICAL SPECIFICATIONS

Model Kodu	Gövde Sayısı	Toplam Uzunluk L (mm)	Toplam Genişlik N (mm)	Toplam Yükseklik H (mm)	İş Derinliği	İş Genişliği (mm)	Gövde Aralığı	Ortalama Gereken Güç	Toplam Ağırlık
Model Code	Quantity of Bodys	Totally Length	Totally Width	Totally Height	Working Depth	Working Width (mm)	Body Range	Approximately Needed Power	Totally Weight
									
<b>12" SOKLU</b>		<b>mm</b>	<b>mm</b>	<b>mm</b>	<b>mm</b>	<b>mm</b>	<b>mm</b>	<b>Hp</b>	<b>Kg</b>
	2'li	2075	1150	1450	210-300	30-35-40-45	75	50-70	420
	3'lü	2825	1485	1450	210-300	30-35-40-45	75	60-75	630
	4'lü	3575	1880	1490	260-330	30-35-40-45	80	75-90	810
	5'li	4375	2085	1550	260-330	30-35-40-45	80	90-120	920
<b>14" SOKLU</b>	6'lı	5175	2335	1550	260-330	30-35-40-45	80	110-130	1070
	2'li	2105	1215	1450	250-350	30-35-40-45	85	60-70	450
	3'lü	2955	1545	1450	250-350	30-35-40-45	85	75-90	860
	4'lü	3805	1955	1490	250-350	30-35-40-45	85	90-120	840
	5'li	4655	2150	1550	250-350	30-35-40-45	85	110-130	950
<b>16" SOKLU</b>	6'lı	5505	2400	1550	250-350	30-35-40-45	85	110-130	1115
	2'li	2235	1270	1450	300-450	30-35-40-45	90	60-90	480
	3'lü	3135	1600	1450	300-450	30-35-40-45	90	60-90	690
	4'lü	4035	2015	1490	300-450	30-35-40-45	90	90-120	870
	5'li	4935	2210	1550	300-450	30-35-40-45	90	120-150	980
<b>20" SOKLU</b>	6'lı	5835	2465	1550	300-450	30-35-40-45	90	120-180	1155
	2'li	2335	1370	1500	300-450	30-35-40-45	90-95	60-90	520
	3'lü	3285	1700	1500	300-450	30-35-40-45	90-95	60-90	730
	4'lü	4235	2115	1540	300-450	30-35-40-45	90-95-100	90-120	910
	5'li	5185	2310	1600	300-450	30-35-40-45	90-95-100	120-150	1020
6'lı	6135	2565	1600	300-450	30-35-40-45	90-95-100	120-180	1195	



Üretimlerimizde, Değişen Teknoloji ve Çalışma Şartlarına göre Değişiklik Yapma Hakkımız Saklıdır.  
We reserve the right to make changes in our productions according to Changing Technology and Working Conditions.



Sınırsız Yedek Parça ve Servis Hizmeti  
Unlimited Spare Parts and Service